



## TLS Duct Access Panel Systems (DAPS)



### Introduction:

Discover our Duct Access Panel Systems (DAPS), the perfect combination of functionality and design flexibility for modern washrooms. Available in a wide range of finishes, including Panoprey, HPL, SGL, veneer, and tile backers, our DAPS allow you to create a washroom aesthetic that meets your exact vision. Featuring hinged access panels and various lock options, the system is designed for ease of use and secure access.

Unlike modular solutions, our DAPS are made to measure, ensuring a seamless fit for any size requirement. Whether for commercial or public spaces, this customisable system provides the ultimate in practicality and style, giving you complete control over your washroom design.

---

#### **TOTAL LAMINATE SYSTEMS LTD.**

Unit 11 Nimrod Way, East Dorset Trade  
Park, Wimborne, Dorset, BH21 7SH

Tel: **01202 877600**

email: **[sales@total-laminate.co.uk](mailto:sales@total-laminate.co.uk)**

**[www.total-laminate.co.uk](http://www.total-laminate.co.uk)**



## TLS Duct Access Panel Systems (DAPS)

### Applications:

Our Duct Access Panel System (DAPS) is the perfect solution for concealing pipework and services, creating a clean, streamlined environment that's both functional and visually appealing. Designed with practicality in mind, DAPS not only hides unsightly services but also provides easy access for maintenance, ensuring long-term efficiency. The sleek surfaces contribute to an environment that is simple to clean and maintain, promoting hygiene and reducing upkeep time.

With a variety of finishes available, including Panoprey, HPL, SGL, veneer, and tile backers, DAPS is versatile enough to suit a wide range of settings. From dry environments like offices and schools to wet areas such as leisure centres, gyms, and restrooms, this system is engineered to perform in all conditions. The durability of the materials, combined with its bespoke design capabilities, makes DAPS the ideal choice for creating a polished, low-maintenance space in any commercial or public environment.

### Features:

**The Duct Access Panel System (DAPS) has many features including the following:**

- Panels are available in 5 different core finishes
- Access panels can be provided with hinged and lockable access (CAM or Security locks)
- All framework provided on our supply and installation service
- FSC certified products can be supplied to assist with BREEAM requirements
- Panels are not modular and made bespoke to suit various panel widths
- Can be manufactured to suit various height requirements
- Access Panels and Flashgaps are available in over 100+ laminate colours

### Dimensions:

- DAPS is available up to 3000mm high x various widths made to measure

---

#### **TOTAL LAMINATE SYSTEMS LTD.**

Unit 11 Nimrod Way, East Dorset Trade  
Park, Wimborne, Dorset, BH21 7SH

Tel: **01202 877600**

email: **[sales@total-laminate.co.uk](mailto:sales@total-laminate.co.uk)**

**[www.total-laminate.co.uk](http://www.total-laminate.co.uk)**



## TLS Duct Access Panel Systems (DAPS)

### Material (High Pressure Laminate):

High-Pressure Laminate (HPL) is a durable, decorative surface material made by bonding multiple layers of paper under high heat and pressure. It is widely used in various applications, particularly in furniture, countertops, wall panels, and washroom cubicles due to its resilience and aesthetic versatility.

### Durability:

HPL is resistant to impact, scratches, moisture, and heat, making it ideal for high-traffic and demanding environments.

### Versatility:

It comes in a wide range of colours, patterns, and finishes, including wood grains, metallics, and solid colours.


### Maintenance:

It is easy to clean and maintain, as the non-porous surface resists stains and bacteria.

### Cost-Effectiveness:

HPL provides an affordable alternative to natural materials, offering a similar appearance with enhanced performance.

**Because of these properties, High-Pressure Laminate is a popular choice in various industries, especially in applications where both durability and aesthetics are important.**



#### TOTAL LAMINATE SYSTEMS LTD.

Unit 11 Nimrod Way, East Dorset Trade  
Park, Wimborne, Dorset, BH21 7SH

Tel: **01202 877600**

email: **[sales@total-laminate.co.uk](mailto:sales@total-laminate.co.uk)**

**[www.total-laminate.co.uk](http://www.total-laminate.co.uk)**



## TLS Duct Access Panel Systems (DAPS)

### Material (Solid Grade Laminate):

Solid Grade Laminate (SGL) is a high-performance material widely used in environments requiring durability, hygiene, and resistance to moisture and impact. It's made by compressing multiple layers of kraft paper impregnated with phenolic resin and topped with a decorative surface layer, which is treated with melamine resin for additional strength and protection.

### Durability:

SGL is highly durable, capable of withstanding significant impact, abrasion, and heavy use, making it ideal for high-traffic areas like schools, hospitals, and leisure centre's.



### Moisture Resistance:

The phenolic resin core and melamine surface layer give SGL excellent resistance to moisture, making it suitable for wet environments such as bathrooms, shower cubicles, and laboratory worktops.

### Hygiene:

The non-porous surface of SGL prevents the growth of bacteria and fungi, making it a preferred material in areas where hygiene is crucial.

**In summary, Solid Grade Laminate is a durable, moisture-resistant, and versatile material, ideal for demanding environments that require both strength and aesthetic flexibility. Its solid construction and high resistance to wear and chemicals make it a preferred choice for many commercial and institutional applications.**



#### TOTAL LAMINATE SYSTEMS LTD.

Unit 11 Nimrod Way, East Dorset Trade  
Park, Wimborne, Dorset, BH21 7SH

Tel: **01202 877600**

email: **[sales@total-laminate.co.uk](mailto:sales@total-laminate.co.uk)**

**[www.total-laminate.co.uk](http://www.total-laminate.co.uk)**





## TLS Duct Access Panel Systems (DAPS)

### Material (Melamine-Faced Chipboard):

PANOPREY faced MR chipboard is a composite material made by bonding a decorative melamine layer to a chipboard core. This combination results in a durable, cost-effective, and versatile product.

### Durability:

The PANOPREY layer provides a tough, scratch-resistant, and impact-resistant surface, making it suitable for all dry area applications.


### Moisture Resistance:

The PANOPREY surface offers some resistance to moisture, though it's important to note that while the surface is moisture-resistant, the chipboard core can be vulnerable to water damage if the edges or seams are not properly sealed.

### Cost-Effective:

Compared to solid wood or high-pressure laminates, PANOPREY faced chipboard is a more affordable option, making it a popular choice in budget-conscious projects.

**In summary, PANOPREY faced chipboard is a practical material that offers a combination of durability, design flexibility, and cost-efficiency, making it suitable for a wide range of applications in commercial settings.**



---

#### TOTAL LAMINATE SYSTEMS LTD.

Unit 11 Nimrod Way, East Dorset Trade  
Park, Wimborne, Dorset, BH21 7SH

Tel: **01202 877600**

email: **[sales@total-laminate.co.uk](mailto:sales@total-laminate.co.uk)**

**[www.total-laminate.co.uk](http://www.total-laminate.co.uk)**



## TLS Duct Access Panel Systems (DAPS)

### Material (Veneer):

Real wood veneer is a thin layer of natural wood that is applied to our Elegance 44 cubicle system to give the appearance of solid wood without the associated cost or weight, the real wood veneer provides several key benefits:

### Natural Aesthetic:

Since it's made from actual wood, the veneer offers the same rich, natural patterns and textures you'd find in solid wood, making the cubicle visually appealing.

### Eco-Friendly Option:

Veneering uses less wood than solid wood construction, which makes it an eco-friendlier option. It allows you to enjoy the beauty of wood while using fewer resources.


### Cost-Effective:

Real wood veneer provides the elegance of solid wood at a lower cost, offering a balance between luxury and affordability.

### Durability:

When applied to a stable substrate, the veneer adds strength and durability to the structure, resisting warping and cracking better than solid wood in some cases. With proper care, wood veneer surfaces can last a long time and maintain their beauty.

**Overall, the use of real wood veneer on the Elegance 44 cubicle enhances its appearance with a natural, high-quality finish while also being practical in terms of cost and durability.**



#### TOTAL LAMINATE SYSTEMS LTD.

Unit 11 Nimrod Way, East Dorset Trade  
Park, Wimborne, Dorset, BH21 7SH

Tel: **01202 877600**

email: **[sales@total-laminate.co.uk](mailto:sales@total-laminate.co.uk)**

**[www.total-laminate.co.uk](http://www.total-laminate.co.uk)**