



# Total Laminate Systems



## TLS Simplicity Wall Panelling System



### Introduction:

Introducing Simplicity, our innovative wall panelling system designed to transform commercial spaces with ease and elegance. At Total Laminate Systems Ltd, we specialise in creating solutions that bring your interior design visions to life, and Simplicity is no exception.

Our Simplicity wall panelling system is crafted to make feature walls truly stand out, offering unparalleled versatility and style. Whether you're looking to add a bold statement to a corporate office, retail space, or hospitality setting, Simplicity delivers a flawless finish that captivates.

Available in three distinct types and constructed using three high-performance core options, Simplicity combines aesthetic appeal with robust functionality. Each design is carefully curated to meet the demands of modern commercial environments, ensuring durability and ease of installation without compromising on style.

---

#### **TOTAL LAMINATE SYSTEMS LTD.**

Unit 11 Nimrod Way, East Dorset Trade  
Park, Wimborne, Dorset, BH21 7SH

Tel: **01202 877600**

email: **[sales@total-laminate.co.uk](mailto:sales@total-laminate.co.uk)**

**[www.total-laminate.co.uk](http://www.total-laminate.co.uk)**



## TLS Simplicity Wall Panelling System

### Applications:

The Simplicity wall paneling system is designed to elevate commercial interiors with its unmatched versatility and visual appeal. From bold feature walls to practical yet stylish finishes, Simplicity is the ideal choice for a variety of applications. Here are some of the key settings where Simplicity shines:

- Internal Lobbies
- Decorative Walls
- Reception Areas
- Retail Spaces
- Hospitality Settings
- Healthcare Facilities
- Office Spaces
- Educational Institutions

Whatever your space, Simplicity is the ultimate wall paneling solution to bring your design vision to life. Explore the endless possibilities with Total Laminate Systems Ltd.

### Features:

The Simplicity Wall Paneling system has many features including the following:

- Panels are available in 3 different core finishes.
- All framework provided on our supply and installation service.
- FSC certified products can be supplied to assist with BREEAM requirements.
- Panels are not modular and made bespoke to suit various panel widths.
- Can be manufactured to suit various height requirements.
- Wall Panels and Flashgaps are available in over 100+ laminate colours.

### Dimensions:

- Simplicity Wall Panels are made to measure.

---

#### TOTAL LAMINATE SYSTEMS LTD.

Unit 11 Nimrod Way, East Dorset Trade  
Park, Wimborne, Dorset, BH21 7SH

Tel: **01202 877600**

email: **[sales@total-laminate.co.uk](mailto:sales@total-laminate.co.uk)**

**[www.total-laminate.co.uk](http://www.total-laminate.co.uk)**



## TLS Simplicity Wall Panelling System

### Material (High Pressure Laminate):

High-Pressure Laminate (HPL) is a durable, decorative surface material made by bonding multiple layers of paper under high heat and pressure. It is widely used in various applications, particularly in furniture, countertops, wall panels, and washroom cubicles due to its resilience and aesthetic versatility.

### Durability:

HPL is resistant to impact, scratches, moisture, and heat, making it ideal for high-traffic and demanding environments.

### Versatility:

It comes in a wide range of colours, patterns, and finishes, including wood grains, metallics, and solid colours.


### Maintenance:

It is easy to clean and maintain, as the non-porous surface resists stains and bacteria.

### Cost-Effectiveness:

HPL provides an affordable alternative to natural materials, offering a similar appearance with enhanced performance.

**Because of these properties, High-Pressure Laminate is a popular choice in various industries, especially in applications where both durability and aesthetics are important.**



#### TOTAL LAMINATE SYSTEMS LTD.

Unit 11 Nimrod Way, East Dorset Trade  
Park, Wimborne, Dorset, BH21 7SH

Tel: **01202 877600**

email: **[sales@total-laminate.co.uk](mailto:sales@total-laminate.co.uk)**

**[www.total-laminate.co.uk](http://www.total-laminate.co.uk)**



## TLS Simplicity Wall Panelling System

### Material (Solid Grade Laminate):

Solid Grade Laminate (SGL) is a high-performance material widely used in environments requiring durability, hygiene, and resistance to moisture and impact. It's made by compressing multiple layers of kraft paper impregnated with phenolic resin and topped with a decorative surface layer, which is treated with melamine resin for additional strength and protection.

### Durability:

SGL is highly durable, capable of withstanding significant impact, abrasion, and heavy use, making it ideal for high-traffic areas like schools, hospitals, and leisure centre's.



### Moisture Resistance:

The phenolic resin core and melamine surface layer give SGL excellent resistance to moisture, making it suitable for wet environments such as bathrooms, shower cubicles, and laboratory worktops.

### Hygiene:

The non-porous surface of SGL prevents the growth of bacteria and fungi, making it a preferred material in areas where hygiene is crucial.

**In summary, Solid Grade Laminate is a durable, moisture-resistant, and versatile material, ideal for demanding environments that require both strength and aesthetic flexibility. Its solid construction and high resistance to wear and chemicals make it a preferred choice for many commercial and institutional applications.**



#### TOTAL LAMINATE SYSTEMS LTD.

Unit 11 Nimrod Way, East Dorset Trade  
Park, Wimborne, Dorset, BH21 7SH

Tel: **01202 877600**

email: **[sales@total-laminate.co.uk](mailto:sales@total-laminate.co.uk)**

**[www.total-laminate.co.uk](http://www.total-laminate.co.uk)**





## TLS Simplicity Wall Panelling System

### Material (Melamine-Faced Chipboard):

PANOPREY faced MR chipboard is a composite material made by bonding a decorative melamine layer to a chipboard core. This combination results in a durable, cost-effective, and versatile product.

### Durability:

The PANOPREY layer provides a tough, scratch-resistant, and impact-resistant surface, making it suitable for all dry area applications.



### Moisture Resistance:

The PANOPREY surface offers some resistance to moisture, though it's important to note that while the surface is moisture-resistant, the chipboard core can be vulnerable to water damage if the edges or seams are not properly sealed.

### Cost-Effective:

Compared to solid wood or high-pressure laminates, PANOPREY faced chipboard is a more affordable option, making it a popular choice in budget-conscious projects.

**In summary, PANOPREY faced chipboard is a practical material that offers a combination of durability, design flexibility, and cost-efficiency, making it suitable for a wide range of applications in commercial settings.**



#### TOTAL LAMINATE SYSTEMS LTD.

Unit 11 Nimrod Way, East Dorset Trade  
Park, Wimborne, Dorset, BH21 7SH

Tel: **01202 877600**

email: **[sales@total-laminate.co.uk](mailto:sales@total-laminate.co.uk)**

**[www.total-laminate.co.uk](http://www.total-laminate.co.uk)**